

MAXIMIZE YOUR MOBILE WORK DAY

Trimble GeoManager Work Management provides dispatchers and managers visibility into work schedules and mobile worker activities. Work Management helps companies assign in-day jobs based on real-time schedule status, which reduces overtime, improves customer satisfaction and increases jobs completed per day.

Integrated with Fleet Management capabilities, Work Management delivers the circle of services that make it easy for you to route, schedule and dispatch work to maximize the mobile workday and increase productivity.




MANAGER AND DISPATCHER BENEFITS

- Increase mobile worker productivity by monitoring arrival time, distance travelled, stops made and overtime
- Reduce travel time and lower fuel costs through route optimization
- Improve efficiency by comparing planned vs. actual work done per day
- Improve quality of service by adjusting schedules and reassigning work in jeopardy
- Improve dispatch speed with electronic communication

MOBILE WORKER BENEFITS

- Improve communication by using laptop or smart phone with a browser to view work details and provide current work status
- Increase productivity by receiving work assignments without having to return to the office
- Increase earning potential by completing more jobs
- Reduce driver stress and improve customer satisfaction by reaching the customer on time



ENABLING AN EFFECTIVE CIRCLE OF SERVICE

The strength of Work Management is its ability to help dispatchers manage a team of mobile workers and monitor their progress against the plan for the day. It allows the dispatcher to handle in-day complications through the use of intelligent tools that help resolve dispatch problems, such as unexpected worker sickness, changes to appointment times, emergency trips and route overruns. Work Management does this using a number of features:

- Work Advisor and In-day Planner enables rapid response for at-risk tasks, as well as the capability to re-optimize routes and workload.
- Work Management Mobile allows improved communication between drivers and dispatchers by providing electronic dispatch capabilities.
- Performance Manager aids in measuring performance to help keep customer commitments by providing real-time analysis of the mobile work status.
- Fleet Management capabilities assist in managing overall mobile worker productivity.
- Web Services allows integration with third party systems.

EMPOWERING YOUR MOBILE WORKERS

The Work Management Mobile component lets you use most browser-based smart phones, tablets and ruggedized PDAs to deliver information to the mobile workforce, ensuring work progresses as planned and appointments are not missed. The Mobile component also allows mobile workers to use the maps on the smart phone to get driving directions to their appointments, which helps cut driving time and reduces late or missed appointments.

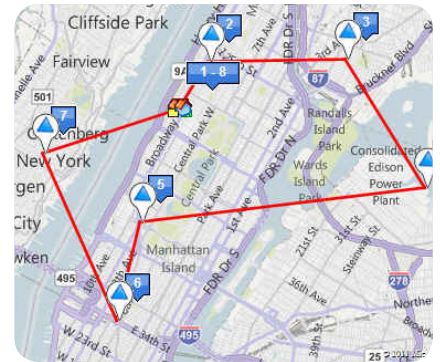
IMPROVING YOUR KEY METRICS

Using Work Management, your organization can:

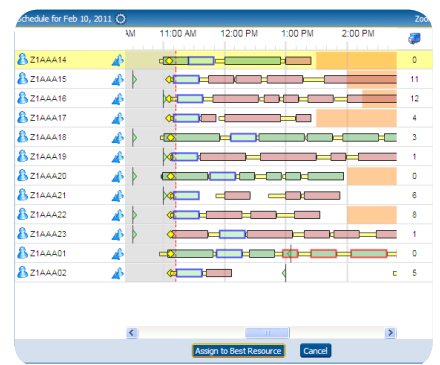
- Increase productivity 10-30% with intelligent, in-day scheduling*
- Improve dispatch efficiency by 20-60%*
- Decrease drive time and mileage by 10-20% per job*
- Reduce overtime expenses by 10-70%*

LEARN MORE

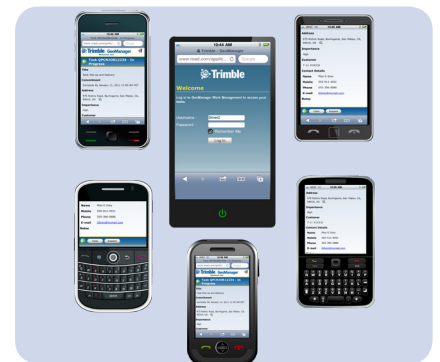
For more information about GeoManager Work Management, visit www.trimble.com/fleet or contact your Trimble sales representative at MRMinfo@trimble.com or 1-877-728-7623.



Work Management map shows the real-time location and status of the mobile workers in relation to Tasks and Landmarks.



Work Management Schedule shows daily tasks for each mobile worker.



Smart phone application communicates with Work Management Tasks and Scheduling (above).

*Sources: Aberdeen Group, 2009 and Trimble customer case studies



4141 Sladeview Cr. #11
Mississauga, ON
L5L 5T1

Phone: 905.826.1545
Toll Free: 866.356.3684

sales@elntechnologies.com
www.elmtechnologies.com

